

# S21 Tunable White LED Linear Flex

S21-24V-2835-120-DW

## Specification

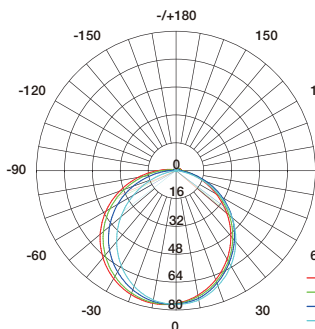


## Technical Parameters

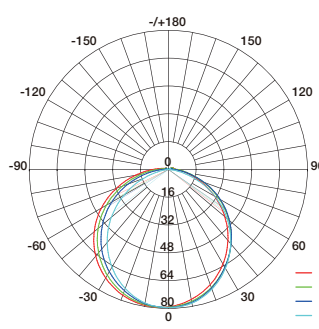
Electrical	
Input Voltage	24V DC
Power Consumption	15W/m
Physical	
LED Count	120 LEDs/m
Cutting Unit	12 LEDs
Cutting Unit Length	100mm
Minimum Bend Diameter	80mm
Output	
LED Light	Epistar SMD LED 2835
CRI	>80, >90
Max Run Length*	
Single Feed	10M
Double Feed	20M
Beam Angle	270°
Lumen Maintenance	70,000 Hours L70 @ 25°C 50,000 Hours L70 @ 50°C
Temperature Ranges	
Installation	0°C to 50°C
Operating	-25°C to 50°C
Dependability	
Warranty	3 Years Warranty
IP Rating	IP68 Wet location submersible <2m

Optional Color Combinations	Lumen Output
	2200K+5700K 200lm/m+230lm/m
	2700K+5700K 210lm/m+230lm/m
	3000K+5700K 220lm/m+230lm/m

## Illuminance Distribution

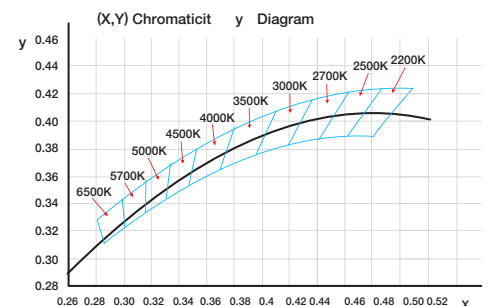


AVERAGE BEAM ANGLE(50%):112.8DEG  
3000K



AVERAGE BEAM ANGLE(50%):113.0 DEG  
5700K

## White Color Charts



# S21 Tunable White LED Linear Flex

## Connection

