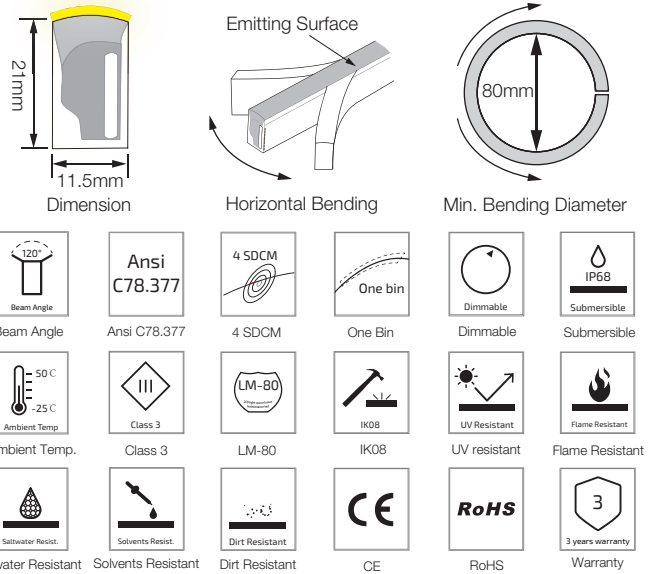



# S15 Mono Color LED Linear Flex

S15-24V-5050-72-2200K-6500K

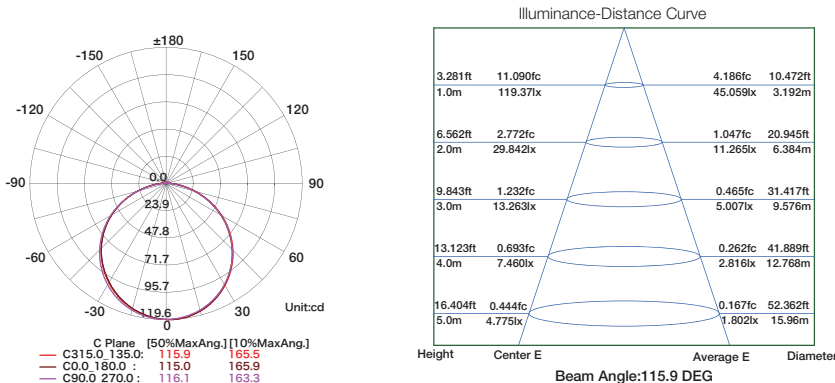
## Specification



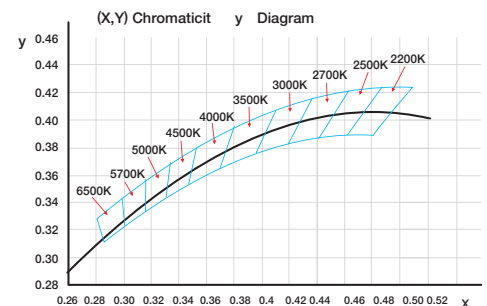
## Technical Parameters

Electrical	Optional Color	Lumen Output
Input Voltage	2200K(2238±102K)	390lm/m
Power Consumption	2700K(2725±145K)	390lm/m
<b>Physical</b>		
LED Count	3000K(3045±175K)	410lm/m
Cutting Unit	3500K(3465±245K)	410lm/m
Cutting Unit Length	4000K(3985±275K)	410lm/m
Minimum Bend Diameter	4500K(4503±243K)	420lm/m
<b>Output</b>		
LED Light	5000K(5029±283K)	420lm/m
CRI	6500K(6532±510K)	420m/m
Max Run Length*	Green(520-530nm)	245lm/m
Single Feed	Blue (520-530nm)	50lm/m
Double Feed	Lemon Yellow(520-530nm)	310lm/m
Beam Angle	Pink(630-645nm)	190lm/m
Lumen Maintenance		
<b>Temperature Ranges</b>		
Installation		
Operating		
<b>Dependability</b>		
Warranty		
IP Rating		

## Illuminance Distribution



## White Color Charts



# S15 Mono Color LED Linear Flex

## Connection

