

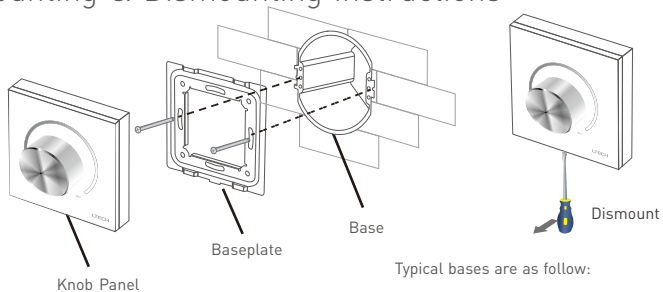
# 1-10V Dimmer

Model: E610

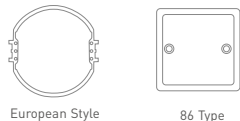


FC CE RoHS (5-Year Warranty)

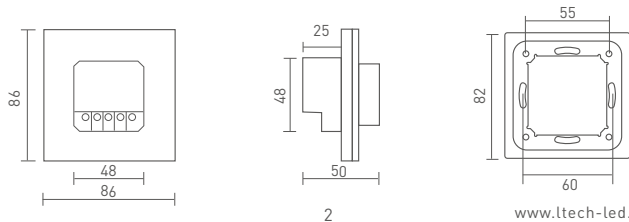
## Mounting & Dismounting Instructions



Typical bases are as follow:



## Product Size Unit: mm



## Technical Specs

### E610 1-10V Dimmer

Output Signal: 1-10V, Max. 50mA

Switching Voltage: Max. 250Vac

Switching Current: Max. 5A

Anti Surge:  $\leq 50A / 0.1S$

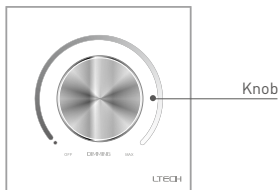
Working Temp.:  $-10^{\circ}C \sim 55^{\circ}C$

Dimensions(LxWxH): 86x86x50(mm)

Package Size(LxWxH): 106x106x60(mm)

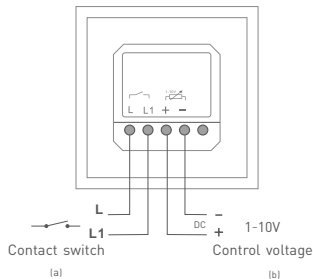
Weight(G.W.): 220g

## Key Functions



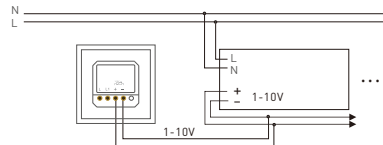
- \* Turn the knob clockwise, the brightness increases.
- \* Turn the knob counterclockwise, the brightness decreases. Turn the knob counterclockwise to the end, the dimmer will be turned off (A click can be heard).

## Terminals

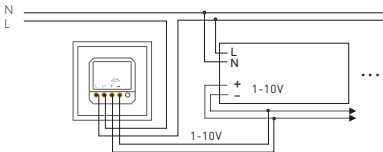


## Wiring Diagram

### 1. Dimming

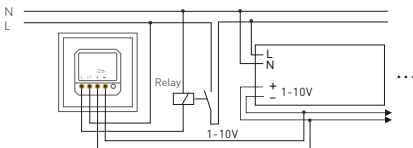


### 2. Built-in power switch



\* An external high-power relay switch is needed when total load current of the dimmer switch is more than 5A or inrush current is more than 50A/0.1S. The damaged dimmer switch resulting from overload current is not recovered by warranty.

### 3. External Relay Switch Connection



\* This manual is subject to changes without further notice. Product functions depend on the goods. Please feel free to contact our official distributors if you have any question.